



### District Report Card: 2017


<b>State:</b> Odisha	<b>District:</b> Rayagada
<b>Class:</b> 3	<b>Subject:</b> Mathematics
<b>Schools:</b> 44	<b>Students:</b> 455


### Participation/Coverage


#### Students

<div>GENDER</div> <div></div>	Boys		Girls	
	Number	%	Number	%
	215	47.25	240	52.75

<div>AREA</div> <div></div>	Rural		Urban	
	Number	%	Number	%
	441	96.92	14	3.08

<div>CATEGORY</div> <div></div>	SC		ST		OBC		GEN	
	Number	%	Number	%	Number	%	Number	%
	69	15.16	332	72.97	52	11.43	2	0.44

<div>CWSN</div> <div></div>	LD	VI	HI	S&LD	ID	Oth
	0	0	0	1	1	0

<div>Management</div> <div></div>	Government		Government-aided	
	Number	%	Number	%
	455	100.00	0	0.00

### Average Performance of Students in Mathematics (%)

Overall	Gender		Area		Management		Social Group			
	Male	Female	Rural	Urban	Govt.	Aided	SC	ST	OBC	GEN
49.51	46.33	52.36	49.86	38.57	49.51	0.00	50.92	49.62	46.03	73.33

## Performance on Learning Outcomes (LOs)

Learning Outcomes	Description	Average Performance(%)
M301	Reads and writes numbers up to 999 using place value	55.75
M302	Compares numbers up to 999 based on their place values	57.58
M303	Solves simple daily life problems using addition and subtraction of three digit numbers with and without regrouping	41.64
M304	Constructs and uses the multiplication facts (up till 10) in daily life situations	56.48
M305	Analyses and applies an appropriate number operation in the situation/ context	49.01
M306	Explains the meaning of division facts by equal grouping/sharing and finds it by repeated subtraction	45.49
M309	Identifies and makes 2D-shapes by paper folding, paper cutting on the dot grid, using straight lines etc.	63.01
M311	Fills a given region leaving no gaps using a tile of a given shape	13.27
M312	Estimates and measures length and distance using standard units like centimeters or meters & identifies relationships	25.33
M317	Reads the time correctly to the hour using a clock/watch	56.26
M318	Extends patterns in simple shapes and numbers	42.28
M319	Records data using tally marks, represents pictorially and draws conclusions	63.08

Range of Performance of Students who Answered Correctly							
Below 30%		30% - 50%		50% - 75%		Above 75%	
Number	%	Number	%	Number	%	Number	%
122	26.81	99	21.76	132	29.01	102	22.42

### Lowest Performing Learning Outcomes (LOs)

- 1 - Fills a given region leaving no gaps using a tile of a given shape (13.27)
- 2 - Estimates and measures length and distance using standard units like centimeters or meters & identifies relationships (25.33)
- 3 - Solves simple daily life problems using addition and subtraction of three digit numbers with and without regrouping (41.64)
- 4 - Extends patterns in simple shapes and numbers (42.28)
- 5 - Explains the meaning of division facts by equal grouping/sharing and finds it by repeated subtraction (45.49)